

Online safety curriculum overview

What do we teach our pupils at Abbots Green?



In Year 1:

Kapow Primary™



Lesson 1: Using the internet safely

Learning what the internet is and how to use it safely and knowing what to do when someone says something unkind online. Children create their own 'Online safety top tips booklet' for keeping safe online

Learning Objective

To know what the internet is and how to use it safely




Lesson 2: Online emotions

Discovering which devices connect to the internet, finding out top tips for staying safe online and how using the internet can affect our emotions. Designing an animal mask with top tips for using the internet safely

Learning Objective

To understand different feelings when using the internet




Lesson 3: Always be kind and considerate

Recapping the top four tips for staying on the internet, learning about the responsibility we each have as an online user and what to do if something upsets us online

Learning Objective

To understand how to treat others, both online and in-person



Lesson 4: Posting and sharing online

Exploring what is meant by the term 'digital footprint', knowing how we can ensure that the things we share and post online do not negatively impact us

Learning Objective

To understand the importance of being careful about what we post and share online

In Year 2:



Lesson 1: What happens when I post online?

Pupils learn how information put online about someone can last for a long time and find out about who to talk to if something has been put online without consent or if it is incorrect using differentiated scenarios



Lesson 2: How do I keep my things safe online?

Learning how passwords can be used to protect information, accounts and devices; giving examples of what is meant by 'private' and 'keeping things private'; explaining some rules for keeping personal information private (e.g. creating and protecting passwords).



Lesson 3: Who should I ask?

Children learn that they should speak to a responsible adult before sharing things about themselves or others online.



Lesson 4: It's my choice

Pupils learn that we have the right to say 'no' or 'I will have to ask someone' if someone wants to share something about us online.



Lesson 5: Is it true?

Learning that not everything we read, see or hear online are true and learning strategies that can be adopted to check if something online is true or not

Learning Objective

To understand strategies that will help me decide if something seen online is true or not

In Year 3:



Lesson 1: Beliefs, opinions and facts on the internet

Learning about 'fake news' and not believing everything that we come across on the internet and identifying the difference between fact, opinion and belief.



Lesson 2: When being online makes me upset

Learning that sometimes online content can cause us to feel upset and that there are ways to deal with upsetting online content, including showing it to a trusted adult and speaking to an organisation



Lesson 3: Sharing of information

Learning that sometimes upsetting incidents online occur because people's 'privacy settings' are not secure enough. Discovering which devices share our personal information



Lesson 4: Rules of social media platforms

Learning that we should try to avoid sharing very personal information with people we do not know, or have this information accessible to strangers. Discovering how to protect ourselves and our personal information on social media platforms

In Year 4:



Lesson 1: What happens when I search online?

Searching for information and making a judgement about the accuracy of the results




Lesson 2: How do companies encourage us to buy online?

Pupils look at some of the methods used to encourage people to buy things online.



Lesson 3: Fact, opinion or belief?

Children learn that just because we see or read something online does not mean that it has to be true.



Lesson 4: What is a bot?

Pupils discover that technology can be designed to act like or impersonate living things (e.g. bots) and describe what the benefits and the risks might be of this.



Lesson 5: What is my #TechTimetable like?

Children learn to recognise the positive and negative distractions of technology and explore their own use of technology



Lesson 6: How can I be safe and respectful online?

Children learn a range of strategies for being safe and respectful online, including how to respect the thoughts and beliefs of others and recognising healthy and unhealthy online behaviours.

In Year 5:




Lesson 1: Online protection

Children learn how applications (apps) can access our personal information and how to alter application permissions to limit the sharing of our information with others online



Lesson 2: Online communication

Children learn about the positive and negative aspects of online communication, and how to use technology safely, respectfully and responsibly



Lesson 3: Online reputation

Learning that online information about someone is often not always factually true



Lesson 4: Online bullying

Children learn the differences between online and offline bullying, and what to do if they ever experience bullying online



Lesson 5: Online health

Children learn how technology can affect our health and wellbeing, and come up with ways to replace bad online habits with good online habits

In Year 6:



Lesson 1: Life online

Understanding the positive and negative effects of the internet and exploring the different ways to overcome negative feelings which can occur as a result of being online.



Lesson 2: Sharing online

Learning about the positive and negative impact and consequences of sharing online and privacy settings



Lesson 3: Creating a positive online reputation

Learning how to create a positive online reputation, knowing that a 'digital personality' is developed by online activity and behaviour and that we could use anonymity and frequently update privacy settings to prevent people from accessing information about us.



Lesson 4: Capturing evidence

Learning what online bullying is, the different ways it can be reported and why we should capture online bullying content as evidence



Lesson 5: Password protection

Learning how to manage passwords safely, knowing what to do if someone hacks an account or finds a password and understanding what makes a strong password.



Lesson 6: Think before you click

Learning how to: identify potential scams and reduce the risk of falling for one; identify phishing emails and malware and update computer software to keep devices safer.